

Calcutta 4.1 EAP (build 8870) Release Notes


This release contains a number of new features as well as many enhancements and fixes.

User Groups Enhancements

Users list now has a full set of tools to make user groups management an easy task: you can filter users by a group and add/remove users from a group. As now a preferred way to manage user roles is via groups, we've added an action to unassign roles from multiple users available from the "More Actions" drop-down list.

Administration > Users and Groups

Users Groups Roles

There are 135 users registered. 

[+ View guest user groups & roles](#)


Find: Group:
Role / Project:
Found 135 users. Invert roles filter

[+ Add selected users to groups](#) [More Actions](#) ▾

<input type="checkbox"/>	Username ▲	Full name	Email
<input type="checkbox"/>			
<input type="checkbox"/>			
<input type="checkbox"/>			

Configurable Roles

Now you can add new roles and change the permissions set of roles right from the web UI. No more need to edit `roles-config.xml` in the server configuration files!

 Please note that it is not recommended to remove existing roles. In future versions of TeamCity, if a new permission is added, it will be added only to the standard roles.

Users	Groups	Roles
Project viewer		delete
View project		delete
+ Add permission + Include role		
Project developer		delete
includes Project viewer		exclude
Run build		
Stop build / remove from the queue		
Pin / unpin build		
Tag build		
Pause / activate build configuration		
Comment build		
Clean build configuration sources		
Take responsibility		delete

Add Permissions

Select permissions:

- Change shared VCS root
- Change user roles in a project
- Clean sources on an agent**
- Configure server data cleanup
- Create / copy project
- Create user account
- Create user group
- Delete project


<filter permissions>

Greatly Improved LDAP Integration

With new LDAP integration features TeamCity can:

- retrieve user's profile data from LDAP
- update groups membership based on LDAP groups
- automatically create and remove users in TeamCity based on information retrieved from LDAP

The configuration should be done in a configuration file under `.BuildServer` directory. See the detailed [instructions](#).

 Please use [updated](#) LDAP integration plugin with latest fixes. To install the plugin, copy it over existing file in `<TeamCity Home>\webapps\ROOT\WEB-INF\plugins\ldap\ldap-login.jar`.

If you have already used LDAP integration, you should notice no changes on upgrade. To configure LDAP synchronization, you need to add settings into `.BuildServer/config/ldap-config.properties` file. See `.BuildServer/config/ldap-config.properties.dist` for example configuration.

Other Improvements

- Ability to add notification rules to groups. Group notification rules are now considered if a user does not have own notification rules.
- Test list grouping options improved (work in progress).
- Eclipse plugin: support for Perforce 2008.2 plugin.
- Eclipse plugin is now compatible with RCP-based products which do not have JDT installed.
- Support for Subversion 1.6 in Visual Studio plugin.
- Reboot agent action (experimental) is added on the Agent details page; it allows to send reboot signal to the agent machine.
- Displaying patch size on sources checkout, VCS integration logging improvements.

- ClearCase settings reworked: "view path" is separated in path to view and path within the view.
- Agent now checks for a free disk space and ensures old data is cleaned up before the build if the free space falls under a certain limit.