


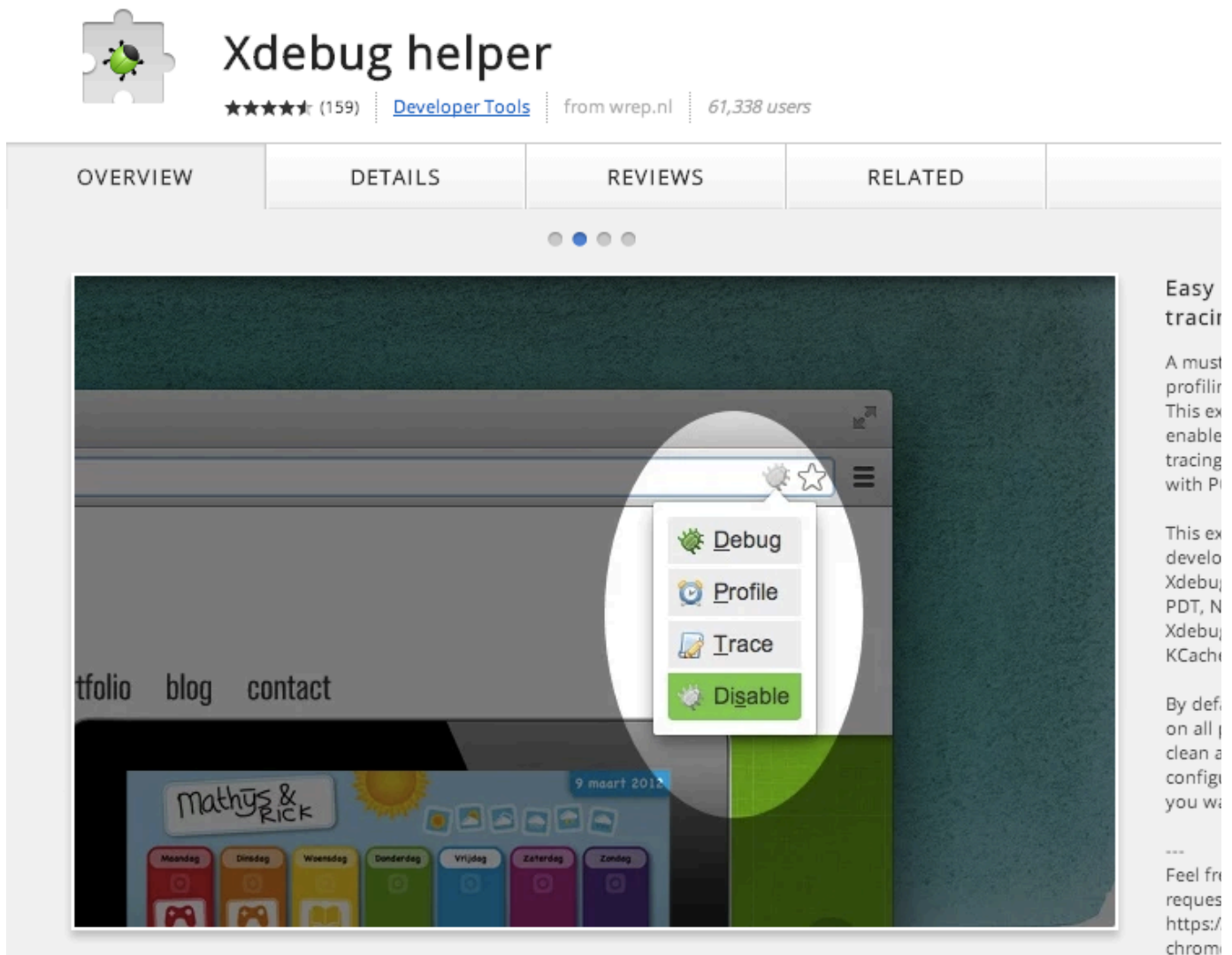
Configure Xdebug Helper for Chrome to be used with PhpStorm

 **Redirection Notice**
This page will redirect to <https://www.jetbrains.com/help/phpstorm/browser-debugging-extensions.html> in about 2 seconds.

[Tweet](#)

This tutorial explains how to configure the Xdebug helper extension for Chrome to be used with PhpStorm.

1. Install the Xdebug helper extension for Chrome from the [Chrome webstore](#):



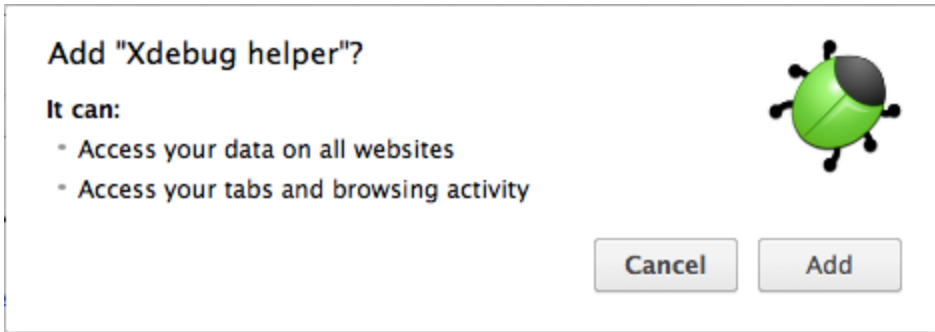
Xdebug helper
★★★★★ (159) | [Developer Tools](#) | from wrep.nl | 61,338 users

OVERVIEW | DETAILS | REVIEWS | RELATED

Easy tracing
A must profiler
This extension enables tracing with PhpStorm
This extension develops Xdebug, PDT, NetBeans, Xdebug, KCacheDev

By default, on all pages, clean a configuration you will
Feel free to request <https://chrom...>

Read the instructions and click Add:



Xdebug helper is installed!



Xdebug helper has been added to Chrome. ×

This icon will be visible when the extension can act on the current page. Use this extension by clicking on the icon or by pressing Command+Shift+X.


Manage your extensions by clicking Extensions in the Window menu.

[Manage shortcuts](#)

2. Open PhpStorm and enable listening to debug connections:



3. You are ready to initiate a connection from the browser side. Use the bug-styled icon near the right end of the address bar to initiate a debugging, profiling or tracing session:



4. Usually Xdebug helper works without any configuration, but you can always change the IDE key and get help in Chrome's Settings | Extensions | Xdebug helper | Options:








Xdebug helper

Easy debugging, profiling and tracing

Introduction

First install and configure [Xdebug](#), then set your IDE key below. Now tell Xdebug to debug, profile or trace by clicking the little bug in the addressbar:

-  Debugging, profiling & tracing disabled
-  Debugging enabled
-  Profiling enabled
-  Tracing enabled

 Love hotkeys? Try Ctrl+Shift+X


IDE key

Select your IDE to use the default sessionkey or choose other to use a custom key.

PhpStorm ▾

Domain filter

By default we show the bug icon on all pages, but here you can whitelist domains where the icon should show up. Note that all filters are regular expressions.

 Need help? Read our [blogpost!](#)

Feel free to submit ideas, bugs and pull request to our [Github project](#)

